

LAMPIRAN I
 PERATURAN GUBERNUR SULAWESI SELATAN
 NOMOR 38 TAHUN 2022
 TENTANG
 DASAR PENGENAAN PAJAK KENDARAAN BERMOTOR,
 BEA BALIK NAMA KENDARAAN BERMOTOR, DAN
 PAJAK ALAT BERAT TAHUN 2022 DAN TAHUN SEBELUMNYA

NILAI JUAL KENDARAAN BERMOTOR TAHUN 2022 DAN TAHUN SEBELUMNYA
 JENIS MOBIL PENUMPANG - SEDAN

NO	KODING			MERK	TYPE	TAHUN BUAT	NJKB (Rp)	BOBOT	DASAR PKB (Rp)	PKB HITAM (Rp)	PKB KUNING (Rp)	PKB MERAH (Rp)	
1	2	3	4	5	6	7	8	9	10	11	12	13	
1	101	009	002	30	ALFA ROMEO	156 BERLINA 2000cc	2000	100,000,000	1.025	102,500,000	1,537,500	307,500	512,500
2	101	009	002	30	ALFA ROMEO	156 BERLINA 2000cc	2001	104,000,000	1.025	106,600,000	1,599,000	319,800	533,000
3	101	009	002	30	ALFA ROMEO	156 BERLINA 2000cc	2002	108,000,000	1.025	110,700,000	1,660,500	332,100	553,500
4	101	009	002	30	ALFA ROMEO	156 BERLINA 2000cc	2003	123,000,000	1.025	126,075,000	1,891,125	378,225	630,375
5	101	009	002	30	ALFA ROMEO	156 BERLINA 2000cc	2004	136,000,000	1.025	139,400,000	2,091,000	418,200	697,000
6	101	009	001	30	ALFA ROMEO	156BER 2000cc	2001	104,000,000	1.025	106,600,000	1,599,000	319,800	533,000
7	101	009	001	30	ALFA ROMEO	156BER 2000cc	2002	108,000,000	1.025	110,700,000	1,660,500	332,100	553,500
8	101	009	001	30	ALFA ROMEO	156BER 2000cc	2003	111,000,000	1.025	113,775,000	1,706,625	341,325	568,875
9	101	009	001	30	ALFA ROMEO	156BER 2000cc	2004	111,000,000	1.025	113,775,000	1,706,625	341,325	568,875
10	101	009	001	30	ALFA ROMEO	156CA V6 2.4 V	2000	104,000,000	1.025	106,600,000	1,599,000	319,800	533,000
11	101	009	003	30	ALFA ROMEO	166 3.0 L	2001	150,000,000	1.025	153,750,000	2,306,250	461,250	768,750
12	101	009	003	30	ALFA ROMEO	166 3.0 L	2002	155,000,000	1.025	158,875,000	2,383,125	476,625	794,375
13	101	009	003	30	ALFA ROMEO	166 3.0 L	2003	159,000,000	1.025	162,975,000	2,444,625	488,925	814,875
14	101	009	003	30	ALFA ROMEO	166 3.0 L	2004	174,000,000	1.025	178,350,000	2,675,250	535,050	891,750
15	101	009	004	30	ALFA ROMEO	A156 2.0 SPARK SALESSPEED	2000	93,000,000	1.025	95,325,000	1,429,875	285,975	476,625
16	101	009	004	30	ALFA ROMEO	A156 2.0 SPARK SALESSPEED	2001	100,000,000	1.025	102,500,000	1,537,500	307,500	512,500
17	101	009	004	30	ALFA ROMEO	A156 2.0 SPARK SALESSPEED	2002	102,000,000	1.025	104,550,000	1,568,250	313,650	522,750
18	101	009	004	30	ALFA ROMEO	A156 2.0 SPARK SALESSPEED	2003	104,000,000	1.025	106,600,000	1,599,000	319,800	533,000
19	101	009	004	30	ALFA ROMEO	A156 2.0 SPARK SALESSPEED	2004	116,000,000	1.025	118,900,000	1,783,500	356,700	594,500
20	101	009	004	30	ALFA ROMEO	A156 2.0 SPARK SALESSPEED	2005	142,000,000	1.025	145,550,000	2,183,250	436,650	727,750
21	101	009	004	30	ALFA ROMEO	A156 2.0 SPARK SALESSPEED	2006	161,000,000	1.025	165,025,000	2,475,375	495,075	825,125
22	101	009	004	30	ALFA ROMEO	A156 2.0 SPARK SALESSPEED	2007	178,000,000	1.025	182,450,000	2,736,750	547,350	912,250
23	101	009	005	30	ALFA ROMEO	A156 2.5 O-SYSTEM	2005	155,000,000	1.025	158,875,000	2,383,125	476,625	794,375
24	101	009	006	30	ALFA ROMEO	A156 2.5L	2003	113,000,000	1.025	115,825,000	1,737,375	347,475	579,125
25	101	009	006	30	ALFA ROMEO	A156 2.5L	2004	126,000,000	1.025	129,150,000	1,937,250	387,450	645,750
26	101	009	007	30	ALFA ROMEO	A166 3.0 SPORTRONIC V 6	2002	113,000,000	1.025	115,825,000	1,737,375	347,475	579,125
27	101	009	007	30	ALFA ROMEO	A166 3.0 SPORTRONIC V 6	2003	126,000,000	1.025	129,150,000	1,937,250	387,450	645,750
28	101	009	007	30	ALFA ROMEO	A166 3.0 SPORTRONIC V 6	2004	147,000,000	1.025	150,675,000	2,260,125	452,025	753,375
29	101	009	007	30	ALFA ROMEO	A166 3.0 SPORTRONIC V 6	2005	182,000,000	1.025	186,550,000	2,798,250	559,650	932,750
30	101	009	007	30	ALFA ROMEO	A166 3.0 SPORTRONIC V 6	2006	201,000,000	1.025	206,025,000	3,090,375	618,075	1,030,125
31	101	009	007	30	ALFA ROMEO	A166 3.0 SPORTRONIC V 6	2007	239,000,000	1.025	244,975,000	3,674,625	734,925	1,224,875

NO	KODING				JENIS	MERK	TYPE	TAHUN BUAT	NJKB (Rp)	BOBOT	DASAR PKB (Rp)	PKB HITAM (Rp)	PKB MERAH (Rp)
1	2					3	4	5	6	7	8	9	10
14286	702	399	004	28	SPD MOTOR R3	VIVAMAS	VIVAMAS SAMSON	2017	5.400.000	1,000	5.400.000	81.000	27.000
14287	702	432	005	25	SPD MOTOR R3	ZHONGYU	RHINO 150 CC	2007	8.700.000	1,000	8.700.000	130.500	43.500
14288	702	432	005	25	SPD MOTOR R3	ZHONGYU	RHINO 150 CC	2008	8.900.000	1,000	8.900.000	133.500	44.500
14289	702	432	005	25	SPD MOTOR R3	ZHONGYU	RHINO 150 CC	2009	9.700.000	1,000	9.700.000	145.500	48.500
14290	702	432	005	25	SPD MOTOR R3	ZHONGYU	RHINO 150 CC	2010	10.500.000	1,000	10.500.000	157.500	52.500
14291	702	432	005	25	SPD MOTOR R3	ZHONGYU	RHINO 150 CC	2011	10.900.000	1,000	10.900.000	163.500	54.500
14292	702	432	005	25	SPD MOTOR R3	ZHONGYU	RHINO 150 CC	2012	12.200.000	1,000	12.200.000	183.000	61.000
14293	702	432	005	25	SPD MOTOR R3	ZHONGYU	RHINO 150 CC	2013	14.100.000	1,000	14.100.000	211.500	70.500
14294	702	432	005	25	SPD MOTOR R3	ZHONGYU	RHINO 150 CC	2014	14.600.000	1,000	14.600.000	219.000	73.000
14295	703	622	110	13	SPD MOTOR SESVAN	TVS	KING GS	2015	44.000.000	1,000	44.000.000	660.000	220.000
14296	703	622	110	13	SPD MOTOR SESVAN	TVS	KING GS	2016	44.900.000	1,000	44.900.000	673.500	224.500
14297	703	622	056	13	SPD MOTOR SESVAN	TVS	U347 M/T	2017	27.300.000	1,000	27.300.000	409.500	136.500
14298	703	682	001	01	MOBIL RODA TIGA	TVS KING	U303 GS M/T	2018	32.300.000	1,000	32.300.000	484.500	161.500
14299	703	682	003	01	MOBIL RODA TIGA	TVS KING	U347 M/T	2017	27.300.000	1,000	27.300.000	409.500	136.500
14300	703	682	005	01	MOBIL RODA TIGA	TVS KING	U356B MPV M/T	2018	21.100.000	1,000	21.100.000	316.500	105.500

PARAF HIERARKI	
Jabatan	Paraf
1. Sekretaris Daerah	<i>f</i>
2. Asisten Pemerintahan dan Kesejahteraan Rakyat	<i>f</i>
3. Kepala Biro Hukum	<i>f</i>
PARAF KOORDINASI	
Kepala Perangkat Daerah/Unit Kerja Pengusul	<i>h</i>

GUBERNUR SULAWESI SELATAN,

ANDI SUDIRMAN SULAIMAN





LAMPIRAN II
 PERATURAN GUBERNUR SULAWESI SELATAN
 NOMOR 38 TAHUN 2022
 TENTANG
 DASAR PENGENAAN PAJAK KENDARAAN BERMOTOR,
 BEA BALIK NAMA KENDARAAN BERMOTOR, DAN
 PAJAK ALAT BERAT TAHUN 2022 DAN TAHUN SEBELUMNYA

NILAI JUAL UBAH BENTUK KENDARAAN BERMOTOR
 TAHUN 2022 DAN TAHUN SEBELUMNYA

NO	BENTUK DASAR TAHUN	BUS	BUS TINGKAT	STWAGON / MINIBUS / MICROBUS	STWAGON / DOUBLE CABIN	DELVAN / BLINDVAN / BOXY / SELF LOADER	TANGKI	BAK KAYU / BAK TERBUKA	BAK PEI / TRONTON / TANDUM	DUMP TRUCK / COMPACTOR	MIXER	CRANE / DERIV / SH / LIPT / TANGGA HYDROLIK	LODGING TRUCK / FLAT DECK	CAR CARRIER	TRACTOR	RIVER	CONTAINER	
																		1
1	PICK UP																	
	< 1990	---	---	4,000,000	3,000,000	5,000,000	6,000,000	---	---	---	---	3,000,000	---	---	---	---	---	
	1991 - 1994	---	---	5,000,000	4,000,000	6,000,000	7,000,000	---	---	---	---	4,000,000	---	---	---	---	---	
	1995 - 1997	---	---	7,000,000	5,000,000	7,000,000	8,000,000	---	---	---	---	5,000,000	---	---	---	---	---	
	1998 - 2000	---	---	10,000,000	6,000,000	10,000,000	15,000,000	---	---	---	---	7,000,000	---	---	---	---	---	
	2001 - 2002	---	---	15,000,000	8,000,000	16,000,000	18,000,000	---	---	---	---	8,000,000	---	---	---	---	---	
	2003 - 2004	---	---	20,000,000	10,000,000	21,000,000	25,000,000	---	---	---	---	10,000,000	---	---	---	---	---	
	2005 - 2006	---	---	22,000,000	12,000,000	23,000,000	27,000,000	---	---	---	---	12,000,000	---	---	---	---	---	
	2007-2008	---	---	25,000,000	15,000,000	25,000,000	30,000,000	---	---	---	---	15,000,000	---	---	---	---	---	
	2009-2010	---	---	30,000,000	20,000,000	27,000,000	35,000,000	---	---	---	---	17,000,000	---	---	---	---	---	
	2011	---	---	32,000,000	23,000,000	30,000,000	37,000,000	---	---	---	---	20,000,000	---	---	---	---	---	
	2012	---	---	35,000,000	25,000,000	31,000,000	40,000,000	---	---	---	---	23,000,000	---	---	---	---	---	
	2013	---	---	40,000,000	30,000,000	32,000,000	45,000,000	---	---	---	---	26,000,000	---	---	---	---	---	
	2014	---	---	42,000,000	32,000,000	33,000,000	47,000,000	---	---	---	---	28,000,000	---	---	---	---	---	
	2015	---	---	44,000,000	34,000,000	34,000,000	49,000,000	---	---	---	---	29,000,000	---	---	---	---	---	
	2016	---	---	45,000,000	35,000,000	35,000,000	50,000,000	---	---	---	---	30,000,000	---	---	---	---	---	
	2017	---	---	45,000,000	35,000,000	35,000,000	50,000,000	---	---	---	---	30,000,000	---	---	---	---	---	
	2018	---	---	45,000,000	35,000,000	35,000,000	50,000,000	---	---	---	---	30,000,000	---	---	---	---	---	
	2019	---	---	45,000,000	35,000,000	35,000,000	50,000,000	---	---	---	---	30,000,000	---	---	---	---	---	
	2020	---	---	45,000,000	35,000,000	35,000,000	60,000,000	---	---	---	---	30,000,000	---	---	---	---	---	
	2021	---	---	45,000,000	35,000,000	35,000,000	60,000,000	---	---	---	---	30,000,000	---	---	---	---	---	
	2022	---	---	45,000,000	35,000,000	35,000,000	60,000,000	---	---	---	---	30,000,000	---	---	---	---	---	
2	LIGHT TRUCK (<5000 CC)																	
	< 1990	---	---	7,000,000	4,000,000	5,000,000	6,000,000	5,000,000	---	5,000,000	5,000,000	5,000,000	---	---	10,000,000	---	---	
	1991 - 1994	---	---	9,000,000	6,000,000	7,000,000	8,000,000	7,000,000	---	8,000,000	8,000,000	8,000,000	---	---	20,000,000	---	---	
	1995 - 1997	---	---	10,000,000	8,000,000	10,000,000	12,000,000	8,000,000	---	10,000,000	10,000,000	9,000,000	9,000,000	---	25,000,000	---	---	
	1998 - 2000	---	---	12,000,000	10,000,000	12,000,000	15,000,000	9,000,000	---	11,000,000	11,000,000	12,000,000	12,000,000	---	30,000,000	---	---	
	2001 - 2002	---	---	15,000,000	12,000,000	15,000,000	20,000,000	10,000,000	---	15,000,000	15,000,000	17,000,000	17,000,000	15,000,000	35,000,000	---	---	
	2003 - 2004	---	---	18,000,000	15,000,000	17,000,000	25,000,000	15,000,000	---	20,000,000	20,000,000	21,000,000	21,000,000	20,000,000	40,000,000	---	---	

NO	BENTUK DASAR	BUS	BUS TINGKAT	ST. WAGON/ MINIBUS/ MICROBUS	DOUBLE CABIN	BSTLWAGON /DELVAN/ BLINDVAN/BO X/ SELF LOADER/ WINGBOX	TANGKI	BAK KAYU, BAK TERBUKA	BAK BESI, TRONTON/ TANDUM	DUMP TRUCK/ COMPACTOR	MIXER	CRANE/ DEREK/ SKY LIFT/ TANGGA HYDROLIK	LODGING TRUCK	CAR CARRIER / FLAT DECK	TRACTOR HEAD/ TRAILER	RIVER CONTAINER
	TAHUN															
	2005 - 2006	---	---	20.000.000	17.000.000	19.000.000	30.000.000	16.000.000	---	25.000.000	25.000.000	27.000.000	27.000.000	25.000.000	45.000.000	---
	2007-2008	---	---	30.000.000	20.000.000	25.000.000	35.000.000	18.000.000	---	28.000.000	28.000.000	32.000.000	32.000.000	28.000.000	47.000.000	55.000.000
	2009-2010	---	---	35.000.000	25.000.000	30.000.000	40.000.000	19.000.000	---	30.000.000	29.000.000	35.000.000	35.000.000	29.000.000	---	68.000.000
	2011	---	---	40.000.000	27.000.000	35.000.000	45.000.000	20.000.000	---	31.000.000	30.000.000	37.000.000	37.000.000	30.000.000	---	70.000.000
	2012	---	---	45.000.000	30.000.000	40.000.000	50.000.000	21.000.000	---	32.000.000	31.000.000	38.000.000	38.000.000	31.000.000	---	71.000.000
	2013	---	---	50.000.000	35.000.000	42.000.000	57.000.000	22.000.000	---	33.000.000	32.000.000	40.000.000	40.000.000	32.000.000	---	72.000.000
	2014	---	---	57.000.000	37.000.000	43.000.000	63.000.000	23.000.000	---	34.000.000	33.000.000	43.000.000	43.000.000	33.000.000	---	73.000.000
	2015	---	---	60.000.000	39.000.000	44.000.000	65.000.000	24.000.000	---	35.000.000	34.000.000	44.000.000	45.000.000	34.000.000	---	74.000.000
	2016	---	---	65.000.000	40.000.000	45.000.000	70.000.000	25.000.000	---	40.000.000	35.000.000	45.000.000	50.000.000	35.000.000	---	75.000.000
	2017	---	270.000.000	65.000.000	40.000.000	45.000.000	70.000.000	25.000.000	---	40.000.000	35.000.000	45.000.000	50.000.000	35.000.000	---	75.000.000
	2018	---	280.000.000	65.000.000	40.000.000	45.000.000	70.000.000	25.000.000	40.000.000	40.000.000	35.000.000	45.000.000	50.000.000	35.000.000	---	75.000.000
	2019	---	290.000.000	65.000.000	40.000.000	45.000.000	70.000.000	25.000.000	40.000.000	40.000.000	35.000.000	45.000.000	50.000.000	35.000.000	---	75.000.000
	2020	---	300.000.000	65.000.000	40.000.000	45.000.000	70.000.000	25.000.000	40.000.000	40.000.000	35.000.000	45.000.000	50.000.000	35.000.000	---	75.000.000
	2021	---	300.000.000	65.000.000	40.000.000	45.000.000	70.000.000	25.000.000	40.000.000	40.000.000	35.000.000	45.000.000	50.000.000	35.000.000	---	75.000.000
	2022	85.000.000	300.000.000	65.000.000	40.000.000	45.000.000	75.000.000	25.000.000	40.000.000	50.000.000	35.000.000	45.000.000	50.000.000	35.000.000	---	75.000.000
3	TRUCK/ TRONTON >5000 CC															
	< 1990	10.000.000	---	10.000.000	---	10.000.000	12.000.000	8.000.000	---	8.000.000	12.000.000	10.000.000	15.000.000	10.000.000	15.000.000	---
	1991 - 1994	12.000.000	---	12.000.000	---	13.000.000	14.000.000	9.000.000	---	10.000.000	14.000.000	12.000.000	25.000.000	12.000.000	25.000.000	---
	1995 - 1997	15.000.000	---	15.000.000	---	16.000.000	18.000.000	10.000.000	---	11.000.000	18.000.000	15.000.000	30.000.000	14.000.000	30.000.000	---
	1998 - 2000	17.000.000	---	17.000.000	---	23.000.000	24.000.000	11.000.000	---	12.000.000	24.000.000	22.000.000	35.000.000	16.000.000	35.000.000	---
	2001 - 2002	20.000.000	---	20.000.000	---	25.000.000	25.000.000	12.000.000	---	13.000.000	25.000.000	23.000.000	40.000.000	18.000.000	40.000.000	---
	2003 - 2004	30.000.000	---	30.000.000	---	30.000.000	30.000.000	17.000.000	---	18.000.000	30.000.000	28.000.000	45.000.000	20.000.000	45.000.000	---
	2005 - 2006	37.000.000	---	37.000.000	---	32.000.000	35.000.000	21.000.000	---	22.000.000	35.000.000	32.000.000	50.000.000	22.000.000	50.000.000	---
	2007 - 2008	50.000.000	---	---	---	34.000.000	46.000.000	31.000.000	---	32.000.000	46.000.000	40.000.000	55.000.000	24.000.000	55.000.000	90.000.000
	2009	60.000.000	---	---	---	36.000.000	48.000.000	33.000.000	---	34.000.000	48.000.000	42.000.000	60.000.000	26.000.000	60.000.000	95.000.000
	2010	65.000.000	---	---	---	38.000.000	55.000.000	34.000.000	---	35.000.000	55.000.000	44.000.000	65.000.000	28.000.000	65.000.000	98.000.000
	2011	66.000.000	---	---	---	40.000.000	60.000.000	35.000.000	---	36.000.000	60.000.000	45.000.000	66.000.000	30.000.000	70.000.000	100.000.000
	2012	68.000.000	---	---	---	42.000.000	65.000.000	36.000.000	---	37.000.000	65.000.000	46.000.000	68.000.000	32.000.000	73.000.000	105.000.000
	2013	70.000.000	---	---	---	44.000.000	67.000.000	37.000.000	---	38.000.000	67.000.000	47.000.000	70.000.000	33.000.000	74.000.000	110.000.000
	2014	73.000.000	---	---	---	46.000.000	73.000.000	38.000.000	---	39.000.000	73.000.000	48.000.000	71.000.000	35.000.000	75.000.000	115.000.000
	2015	75.000.000	---	---	---	50.000.000	75.000.000	39.000.000	---	40.000.000	74.000.000	49.000.000	73.000.000	39.000.000	79.000.000	118.000.000
	2016	80.000.000	---	---	---	55.000.000	80.000.000	40.000.000	55.000.000	45.000.000	75.000.000	50.000.000	75.000.000	40.000.000	80.000.000	120.000.000
	2017	80.000.000	370.000.000	---	---	55.000.000	80.000.000	40.000.000	55.000.000	45.000.000	75.000.000	50.000.000	75.000.000	40.000.000	80.000.000	120.000.000
	2018	80.000.000	380.000.000	---	---	55.000.000	80.000.000	40.000.000	55.000.000	45.000.000	75.000.000	50.000.000	75.000.000	40.000.000	80.000.000	120.000.000
	2019	80.000.000	390.000.000	---	---	55.000.000	80.000.000	40.000.000	55.000.000	45.000.000	75.000.000	50.000.000	75.000.000	40.000.000	80.000.000	120.000.000

NO	BENTUK DASAR	BUS	BUS TINGRAT	ST.WAGON/ MINIBUS/ MICROBUS	DOUBLE CABIN	BSTLWAGON /DELVAN/ BLINDVAN/BO X/ SELF LOADER/ WINGBOX	TANGKI	BAK KAYU, BAK TERBUKA	BAK BESI, TRONTON/ TANDUM	DUMP TRUCK/ COMPACTOR	MIXER	CRANE/ DEREK/ SKY LIFT/ TANGGA HYDROLIK	LODGING TRUCK	CAR CARRIER / FLAT DECK	TRACTOR HEAD/ TRAILER	RIVER CONTAINER
	TAHUN	1	2	3	4	5	6	7	8	9	10	11	12	13	14	15
	2020	80.000.000	400.000.000	---	---	55.000.000	80.000.000	40.000.000	55.000.000	45.000.000	75.000.000	50.000.000	75.000.000	40.000.000	80.000.000	120.000.000
	2021	80.000.000	400.000.000	---	---	55.000.000	80.000.000	40.000.000	55.000.000	45.000.000	75.000.000	50.000.000	75.000.000	40.000.000	80.000.000	120.000.000
	2022	90.000.000	500.000.000	---	---	55.000.000	85.000.000	40.000.000	55.000.000	55.000.000	80.000.000	50.000.000	75.000.000	40.000.000	85.000.000	120.000.000

PARAF HIERARKI	
Jabatan	Paraf
1. Sekretaris Daerah	
2. Asisten Pemerintahan dan Kesejahteraan Rakyat	
3. Kepala Biro Hukum	
PARAF KOORDINASI	
Kepala Perangkat Daerah/ Inst Kerja Pengusul	

GUBERNUR SULAWESI SELATAN,


ANDI SUDIRMAN SULAIMAN